


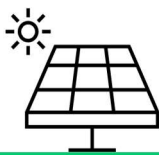





Wall Lag (Wales) Ltd

Carbon Reduction Plan (2024)



We commit to Net Zero By 2045

Contents

Executive Summary:.....	3
Net Zero:	3
Our Net Zero Targets:	3
Our Near Term Targets:	3
Our Long Term Targets:	3
Our Carbon Footprint:	4
Report Baseline:	4
Scope Emissions:	4
Carbon Intensity Metrics:.....	4
Carbon Emissions Breakdown:.....	5
Completed Reduction Initiatives:.....	6
Future Carbon Reduction Plans:	8
Declaration and Sign Off:.....	12

Executive Summary:

Net Zero:

To achieve Net Zero, our strategy will focus on reducing greenhouse gas emissions in line with the latest Science-Based Targets (SBTs). These targets are critical as they represent specific, measurable goals for reducing emissions in accordance with the latest climate science. SBTs are considered "science-based" when they align with the levels of decarbonization required to keep global temperature increases below 1.5°C compared to pre-industrial levels, which is the key objective of the Paris Agreement.

In order to reach Net Zero within this framework, we must reduce our absolute emissions by 90% from a designated baseline year. This approach is necessary to meet the steep reductions in greenhouse gas emissions required globally to avoid the worst impacts of climate change. The remaining 10% of emissions, which may be more difficult to eliminate due to technological or logistical limitations, will need to be addressed through carbon offsetting or removal solutions, such as carbon capture technologies or nature-based solutions like reforestation.

Our Net Zero Targets:

Wall-lag Wales is fully committed to achieving net zero emissions by 2045, a goal that will require us to reduce our carbon emissions by 90% compared to our baseline levels. This target reflects the scale of the climate challenge, but it also demands that we critically assess our current strategies. At present, our existing targets, while commendable, fall short of the ambition needed to deliver the 90% absolute reduction in emissions by 2050 as required.

As we move forward, particularly in preparation for our next carbon reduction report, we recognize the importance of adopting more ambitious and innovative approaches to decarbonizing our operations. This will involve not only refining existing practices but also exploring new technologies, enhancing operational efficiencies, and collaborating with industry partners to drive systemic change. We are committed to identifying and implementing solutions that will accelerate our transition to a low-carbon future, ensuring that our business remains sustainable while contributing meaningfully to global climate goals.

Our Near Term Targets:

- Measure all scope 3 emission categories by 2026
- Reduce scope 2 emissions 100% through the procurement of a 100% renewable energy tariff
- Reduce scope 3 emissions 14% by 2030
- To look into more ambitious targets to align with the 90% absolute emission reduction goal

Our Long Term Targets:

- Reduce scope 1 emissions 73% by 2045

Our Carbon Footprint:

Report Baseline:

Baseline emissions represent the greenhouse gases that were generated in the past, prior to the implementation of any strategies aimed at reducing emissions. These emissions serve as the reference point against which future reductions can be measured. For our Net Zero strategy, we have selected the period from April 2023 to April 2024 as our baseline year.

Baseline Year: 2023-2024

Scope Emissions:

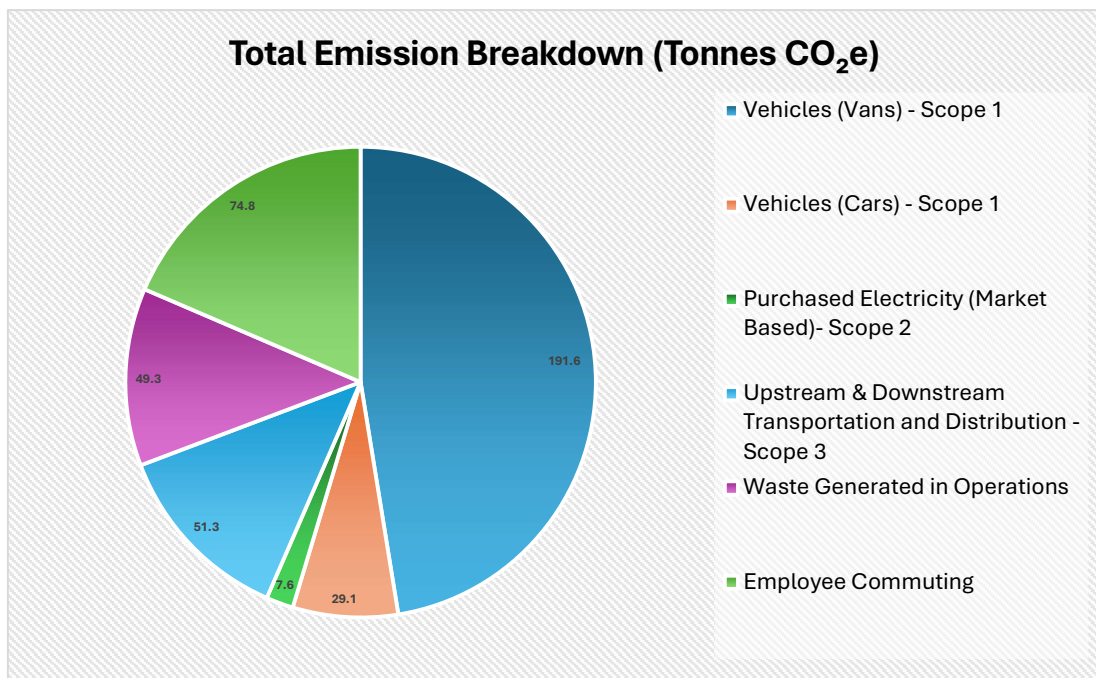
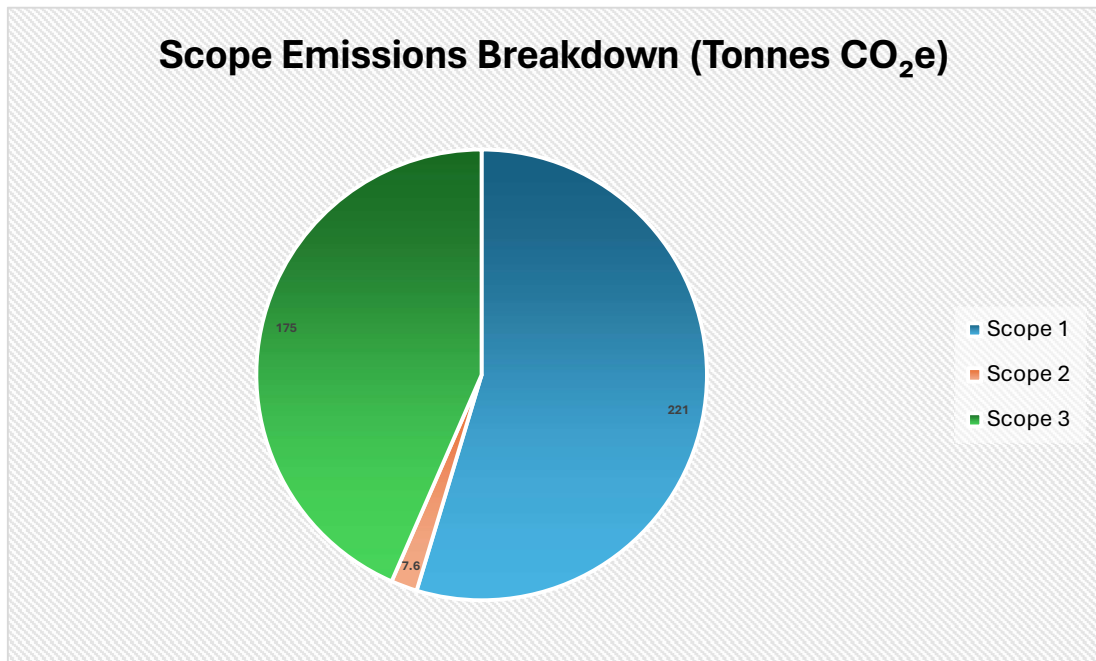
Emissions	Total (Tonnes CO ₂ e)
Scope 1 -	220.73
Scope 2* -	7.57
Scope 3 - We are reporting the following categories for this year's scope 3 emissions. <ul style="list-style-type: none">- Upstream & Downstream Transport and Distribution- Waste Generated in Operations & Water Usage / Treatment- Employee Commuting & Homeworking- Business Travel	175.47
Total Emissions*	Market Based: 403.77 Location Based: 409.59
* Purchased electricity can be measured in two distinct ways. The location-based method accounts for the average emissions intensity of the grids where energy consumption occurs, typically using grid-average emission factor data. In contrast, the market-based method reflects emissions from the specific electricity choices made by companies, including whether they have opted for renewable energy sources or not. This approach takes into account the purchase of electricity through verified renewable energy tariffs	

Carbon Intensity Metrics:

Baseline year: 2023-2024	Carbon Intensity Metric (Tonnes CO ₂ e / Unit)
Employees	3.70
Turnover (£)	39.98

The carbon intensity metrics provided are based on a workforce of 109 employees and a group turnover of £10.1 million for the period from April 2023 to April 2024. These metrics have been calculated using market-based emissions.

Carbon Emissions Breakdown:



Completed Reduction Initiatives:

Activity	Completion Date	Scope
<p>In the reporting year of 2024, we made a significant commitment to measuring and understanding the carbon footprint of our business operations. To facilitate this, we provided a key member of our team with the opportunity to attend a specialized three-day training event. This program was specifically designed to equip participants with a comprehensive understanding of carbon accounting, the impact of greenhouse gases on the climate, and the urgent need for organizational change to mitigate these effects.</p> <p>Through this training, our team member developed essential skills in calculating and accounting for carbon emissions, with a particular focus on Scope 1, Scope 2, and Scope 3 emissions. These scopes encompass direct emissions, indirect emissions from purchased energy, and all other indirect emissions across the value chain. The knowledge gained from this training has since been directly applied to the accurate reporting and analysis of our emissions for this reporting period.</p> <p>By investing in this specialized training, we are demonstrating our commitment to sustainability, transparency, and proactive climate action. This initiative represents an important step toward achieving a more detailed and actionable understanding of our environmental impact, enabling us to set informed targets for reducing our carbon footprint in the future.</p>	2024	1,2,3
<p>In this reporting year, we have established a Green Team and appointed Green Champions within the company to drive our sustainability initiatives forward. The Green Team is composed of dedicated individuals from various departments who collaborate to identify, implement, and promote environmentally responsible practices across the organization.</p> <p>Our Green Champions, selected for their passion for sustainability and leadership capabilities, serve as key advocates for environmental awareness and action within their respective teams. They are tasked with promoting eco-friendly practices, fostering a culture of environmental responsibility, and engaging their colleagues in the company's sustainability goals.</p> <p>This initiative demonstrates our commitment to embedding sustainability into the core of our operations. The Green Team and Green Champions play an essential role in supporting our broader efforts to reduce our environmental impact, improve energy efficiency, and ensure that sustainable thinking is integrated into all aspects of our business strategy. By empowering our workforce to take ownership of our environmental goals, we are positioning ourselves as a company that not only talks about sustainability but actively drives meaningful change from within.</p>	2024	1,2,3
<p>In 2023, we furthered our commitment to sustainability by adding two electric vehicles (EVs) and two hybrid cars to our fleet. This move represents a significant step toward reducing the environmental impact of our transportation operations by decreasing our reliance on traditional petrol-powered vehicles. The addition of these eco-friendly vehicles aligns with our long-term goal of transitioning to a cleaner, more sustainable fleet, ultimately contributing to reduced carbon emissions and improved energy efficiency.</p>	2023	1

<p>Over the course of 2021 and 2022, we proactively installed two new electric vehicle (EV) charging points as part of our preparation for the electrification of the company’s fleet. This infrastructure investment is a key component of our long-term sustainability strategy, ensuring that we are equipped to support the transition to electric vehicles. By expanding our EV charging capabilities, we are laying the groundwork for a cleaner, more energy-efficient fleet, further reducing our carbon footprint and supporting our environmental goals.</p>	<p>2021/2022</p>	<p>1</p>
<p>In 2022, we successfully completed the transition of replacing the heating systems in Building One and Building Two, shifting from traditional fossil fuel-based heating (natural gas) to Air source heat pumps. This move marks a significant step in our commitment to sustainability and reducing our environmental impact. By adopting air source heating, we have not only reduced our reliance on fossil fuels but also taken proactive measures to lower our carbon footprint and contribute to the global effort against climate change.</p>	<p>2022</p>	<p>2</p>
<p>In 2022, we further expanded our renewable energy initiatives by installing a 4 kWp solar photovoltaic (PV) array on Building Two. This installation represents our ongoing dedication to reducing our environmental impact and increasing energy efficiency across our operations.</p>	<p>2022</p>	<p>2</p>
<p>In 2021, we enhanced our commitment to sustainability by installing a 22.8 kWp solar photovoltaic (PV) array on Building One. This large-scale solar installation reflects our ongoing efforts to integrate renewable energy into our operations and reduce our reliance on fossil fuels. The 22.8 kWp system significantly increases our capacity to generate clean energy on-site, supporting a substantial portion of Building One’s energy requirements. By producing renewable electricity, this installation not only contributes to lowering our operational energy costs but also plays a crucial role in reducing our carbon emissions. This step aligns with our long-term environmental strategy, as we continue to transition toward more sustainable energy sources. The installation of this solar PV array highlights our proactive approach to addressing climate change and underscores our dedication to operational efficiency and environmental stewardship.</p>	<p>2021</p>	<p>2</p>

Future Carbon Reduction Plans:

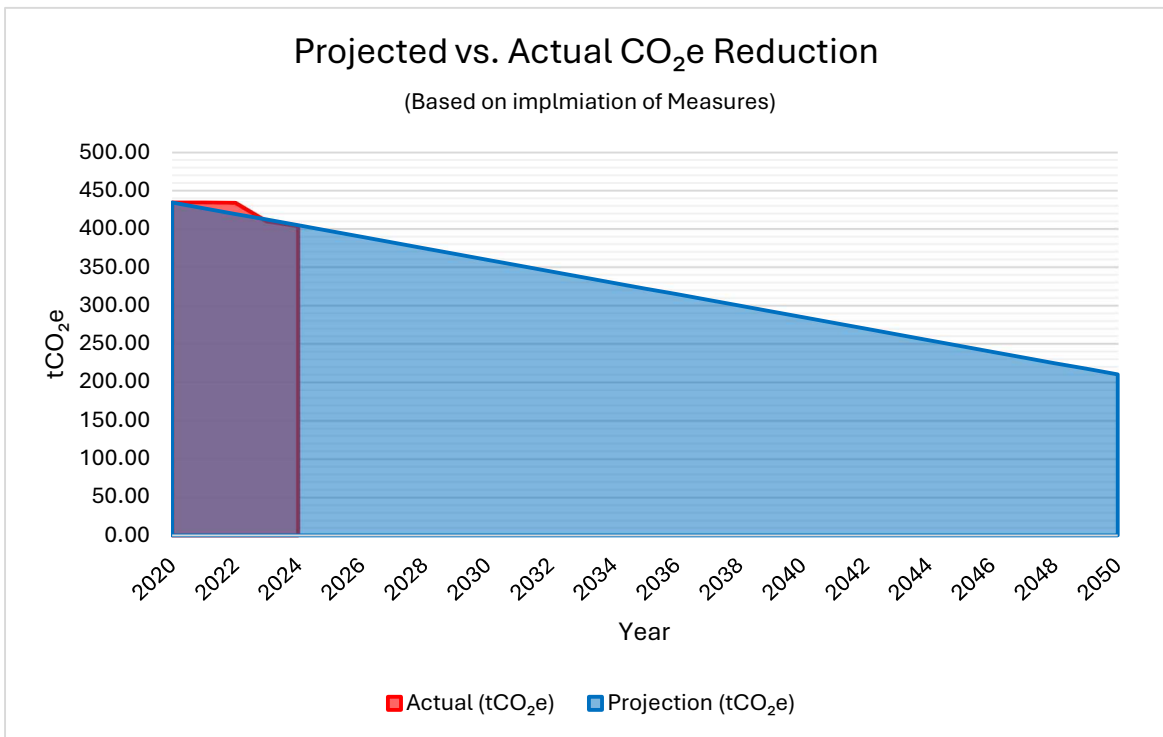
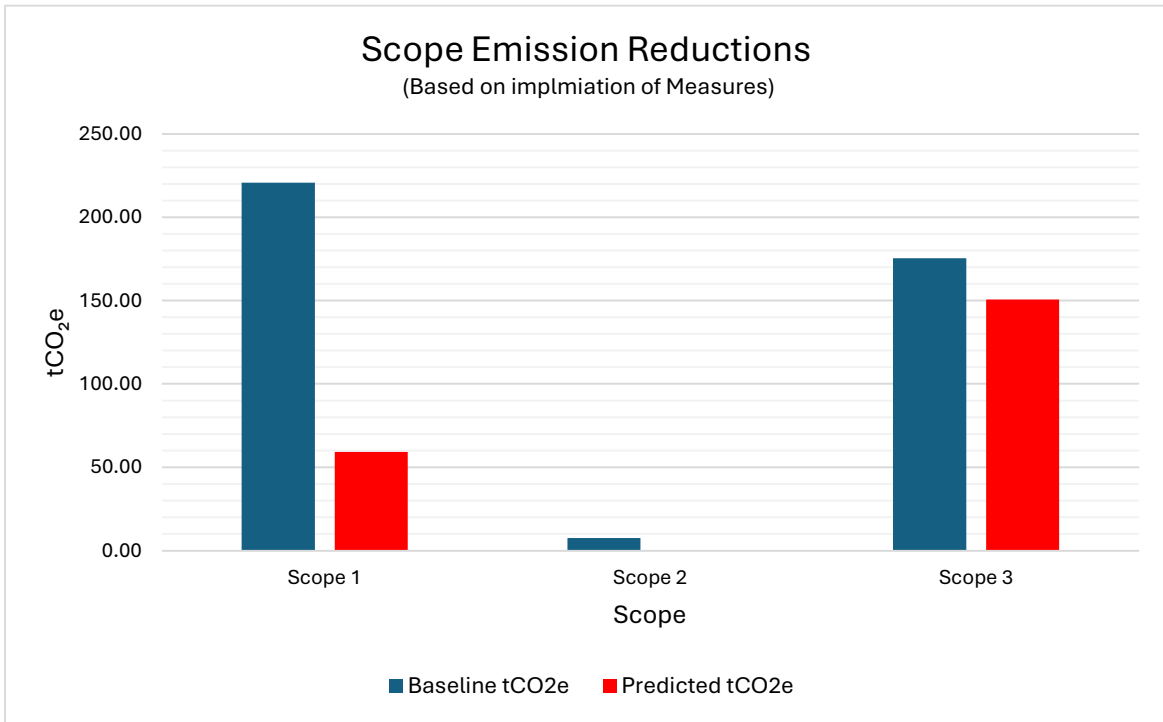
Reduction Plans – Scope 1 & Scope 2				
Activity No.	Activity	Target Date	% Reduction Target	Category
1	We are committed to reducing our Scope 2 emissions by 100% (market-based) by 2026 through the procurement of a 100% renewable electricity tariff. By sourcing all of our electricity from renewable sources, we aim to fully eliminate emissions associated with purchased electricity. This initiative is a key step in our broader sustainability strategy and reinforces our commitment to achieving carbon neutrality.	2026	100%	Purchased Electricity
2	We are committed to ensuring that our entire vehicle fleet consists of Euro 6-rated vehicles by 2027. This initiative reflects our dedication to reducing emissions and improving the environmental performance of our transport operations in line with current emissions standards.	2027	2%	Mobile Combustion
3	Over the next 12 months, we are committed to conducting a comprehensive energy efficiency assessment of our premises. The goal of this assessment is to identify opportunities to reduce our overall energy consumption and improve operational efficiency. Areas of focus will include evaluating lighting systems, insulation levels, and other key aspects of our facilities that impact energy use. By identifying and implementing energy-saving measures, we aim to further align our operations with our sustainability goals and reduce both costs and our environmental footprint.	2026	-	Purchased Electricity
4	We are committed to replacing our entire fleet of petrol cars with electric vehicles (EVs) by 2035. This transition is a key part of our long-term sustainability strategy and reflects our commitment to reducing carbon emissions and supporting cleaner, greener transportation solutions. By adopting EVs, we aim to significantly lower our environmental impact, improve energy efficiency, and contribute to the global shift toward zero-emission vehicles.	2035	74%	Mobile Combustion / EV (Purchased Electricity)

5	By 2045, we are committed to upgrading and replacing our entire fleet, including vans, with electric vehicles. This initiative reflects our dedication to sustainability and aligns with our long-term goals to reduce emissions and transition to cleaner, zero-emission transportation solutions. The shift to electric vans will play a crucial role in lowering our operational carbon footprint and advancing our commitment to environmental responsibility.	2045	71%	Mobile Combustion / EV (Purchased Electricity)
---	--	------	-----	--

Reduction Plans – Scope 3

Activity No.	Activity	Target Date	% Reduction Target	Category
1	Over the next 12 months, we commit to calculating and accounting for all Scope 3 emission categories, ensuring a thorough understanding of our indirect emissions across the entire value chain. Additionally, we will work towards having our carbon footprint and data management plan third-party certified and verified. This step underscores our dedication to transparency, accuracy, and accountability in our carbon reporting processes, while further aligning with industry best practices and sustainability standards.	2026	-	Procurement
2	We will collaborate with our waste management partners to improve the accuracy and completeness of our waste data collection. This will enable us to more precisely report carbon emissions associated with waste, enhancing our overall environmental reporting and helping us identify opportunities for further emissions reductions. We are currently reporting using a spend based method.	2027	-	Waste Management
3	We will conduct a thorough review of our current waste management suppliers to explore potential alternatives that employ more efficient and less carbon-intensive processes. This evaluation will focus on identifying suppliers who use advanced technologies or practices, such as enhanced recycling methods, waste-to-energy solutions, and improved waste separation techniques, all aimed at minimising emissions throughout the waste management lifecycle.	2029	15%	Waste Management

4	<p>We are committed to collaborating with our supply chain partners to reduce carbon emissions and improve efficiency. To achieve this, we will optimize delivery schedules, consolidating shipments to reduce transport frequency and fuel consumption. Additionally, we will encourage the use of electric or low-emission vehicles and prioritize local sourcing to minimize long-distance transport.</p> <p>We also aim to reduce packaging waste by working with suppliers on sustainable packaging solutions, which will further reduce shipment volumes. By utilizing digital tools to streamline logistics and engaging with suppliers to share best practices, we are fostering a culture of sustainability and significantly lowering our supply chain's carbon footprint.</p>	2030	39%	Supply Chain
---	--	------	-----	--------------



Declaration and Sign Off:

This Carbon Reduction Plan has been completed and submitted in accordance with PPN 06/21, adhering to the associated guidance and reporting standards. Emissions have been measured and recorded in compliance with the GHG Reporting Protocol Corporate Standard. The plan utilizes the appropriate Government emission conversion factors for accurate greenhouse gas reporting, covering Scope 1, Scope 2, and relevant Scope 3 emissions.

Signed on behalf of **Wall-lag (Wales) Ltd.**



Name: Alison Gomm

Position: Managing Director

Date Signed: 02/10/2024